

QUARTERLY PHYSICAL REPORT OF OPERATIONS


As of : March 31,2017

Department: **Department of Labor and Employment (DOLE)**
 Agency/Bureau/Office: **TECHNICAL EDUCATION AND SKILLS DEVELOPMENT AUTHORITY**
 Operating Unit: **APARRI POLYTECHNIC INSTITUTE**
 Organization Code: **2604116007**


- Current Year Appropriations
- Supplemental Appropriations
- Continuing Appropriations
- Off-Budget Account

Particulars	UACS CODE	Physical Targets					Physical Accomplishments					Variance as of December 31	Remarks
		1st Quarter	2nd Quarter	3rd Quarter	4th Quarter	Total	1st Quarter	2nd Quarter	3rd Quarter	4th Quarter	Total		
(1)	(2)	(3)	(4)	(5)	(6)	=(3+4+5+6)	(8)	(9)	(10)	(11)	(8+9+10)	(13)	14
Part A													
I. Operations													
MFO 1: Technical Education and Skills Development Policy Services	301000000												
MFO 2: Technical Education and Skills Development Services	302000000												
Operations of TESDA Schools and Training Centers													
Quantity													
Number of trainees enrolled		633	685	860	310	2,488	607				607	1,881	
Number of trainees graduated		569	617	774	279	2,239	259				259	1,980	
Average number of training hours per trainee*		100	100	100	100	400	100				100	100	
Quality											0	0	
Number of graduates who are employed six (6) months after completion of training*		370	401	503	181	1,455	247				247	1,208	
Timeliness												0	
Percentage of training applications acted upon within two (2) weeks*		90%	90%	90%	90%	90%	100%				100%	10%	
Percentage of graduates in programs with training regulations certified within 5 days after graduation*		85%	85%	85%	85%	85%	88%				88%	2%	
Percentage of training programs that are delivered within one month of the original plan*		80%	80%	80%	80%	80%	100%				100%	20%	


Prepared by:


MELANIE M. MEMBROT
 Accountant I

Certified Correct:


ROBERT REVILLA, Ph.D.
 Registrar III

Noted by:


RENATO D. UBINA, Ph.D.
 VSA/III