





General Services	5021299000	1,500,000.00	0.00	1,500,000.00	554,131.56	343,862.02	355,185.77	0.00	1,253,179.35	554,131.56	343,862.02	355,185.77	0.00	1,253,179.35	246,820.65	0.00	0.00
Repairs and Maintenance	5021300000	1,060,000.00	0.00	1,060,000.00	171,547.00	94,798.00	314,284.00	0.00	580,629.00	171,547.00	94,798.00	314,284.00	0.00	580,629.00	479,371.00	0.00	0.00
Repairs and Maintenance - Buildings and Other Structures	5021304000	910,000.00	0.00	910,000.00	157,237.00	76,998.00	302,560.00	0.00	536,795.00	157,237.00	76,998.00	302,560.00	0.00	536,795.00	373,205.00	0.00	0.00
School Buildings	5021304002	910,000.00	0.00	910,000.00	157,237.00	76,998.00	302,560.00	0.00	536,795.00	157,237.00	76,998.00	302,560.00	0.00	536,795.00	373,205.00	0.00	0.00
Repairs and Maintenance - Machinery and Equipment	5021305000	100,000.00	0.00	100,000.00	0.00	0.00	0.00	0.00	0.00	0.00	0.00	0.00	0.00	0.00	100,000.00	0.00	0.00
Office Equipment	5021305002	50,000.00	0.00	50,000.00	0.00	0.00	0.00	0.00	0.00	0.00	0.00	0.00	0.00	0.00	50,000.00	0.00	0.00
Information and Communication Technology Equipment	5021305003	50,000.00	0.00	50,000.00	0.00	0.00	0.00	0.00	0.00	0.00	0.00	0.00	0.00	0.00	50,000.00	0.00	0.00
Repairs and Maintenance - Transportation Equipment	5021306000	50,000.00	0.00	50,000.00	14,310.00	17,800.00	11,724.00	0.00	43,834.00	14,310.00	17,800.00	11,724.00	0.00	43,834.00	6,166.00	0.00	0.00
Motor Vehicles	5021306001	50,000.00	0.00	50,000.00	14,310.00	17,800.00	11,724.00	0.00	43,834.00	14,310.00	17,800.00	11,724.00	0.00	43,834.00	6,166.00	0.00	0.00
Taxes, Insurance Premiums and Other Fees	5021500000	35,000.00	0.00	35,000.00	0.00	9,632.05	0.00	0.00	9,632.05	0.00	9,632.05	0.00	0.00	9,632.05	25,367.95	0.00	0.00
Taxes, Duties and Licenses	5021501000	15,000.00	0.00	15,000.00	0.00	4,778.12	0.00	0.00	4,778.12	0.00	4,778.12	0.00	0.00	4,778.12	10,221.88	0.00	0.00
Taxes, Duties and Licenses	5021501001	15,000.00	0.00	15,000.00	0.00	4,778.12	0.00	0.00	4,778.12	0.00	4,778.12	0.00	0.00	4,778.12	10,221.88	0.00	0.00
Insurance Expenses	5021503000	20,000.00	0.00	20,000.00	0.00	4,853.93	0.00	0.00	4,853.93	0.00	4,853.93	0.00	0.00	4,853.93	15,146.07	0.00	0.00
Other Maintenance and Operating Expenses	5029900000	425,000.00	(200,000.00)	225,000.00	54,680.00	14,980.00	83,745.47	0.00	153,405.47	54,680.00	14,980.00	83,745.47	0.00	153,405.47	71,594.53	0.00	0.00
Advertising Expenses	5029901000	15,000.00	0.00	15,000.00	0.00	0.00	0.00	0.00	0.00	0.00	0.00	0.00	0.00	0.00	15,000.00	0.00	0.00


This report was generated using the Unified Reporting System on 15/10/2020 09:41 version.FAR2a.1.1 ; Status : SUBMITTED

Department : Department of Trade and Industry (DTI)  
 Agency/Entity : Technical Education and Skills Development Authority  
 Operating Unit : Aparri School of Arts and Trades  
 Organization Code : 22 009 1600007  
 Fund Cluster : 06 Business Related Funds  
 (e.g. UACS Fund Cluster: 05-Internally Generated Funds and 06-Business Related Funds)

Particulars	UACS CODE	Approved Budget			Utilizations					Disbursements				Balances			
		Approved Budgeted	Adjustments (Reductions)	Adjusted Budgeted	1st Quarter Ending	2nd Quarter Ending	3rd Quarter Ending	4th Quarter Ending	Total	1st Quarter Ending	2nd Quarter Ending	3rd Quarter Ending	4th Quarter Ending	TOTAL	Unused Budget	Unpaid Obligations Due and	Not Yet Due
1	2	3	4	5=(3+(-)4)	6	7	8	9	10=(6+7+8+9)	11	12	13	14	15=(11+12+13+14)	16=(5-10)	17	18
<b>SUMMARY</b>																	
<b>A. AGENCY SPECIFIC BUDGET</b>																	
Advertising Expenses	5029901000	15,000.00	0.00	15,000.00	0.00	0.00	0.00	0.00	0.00	0.00	0.00	0.00	0.00	0.00	15,000.00	0.00	0.00
Representation Expenses	5029903000	100,000.00	0.00	100,000.00	19,180.00	0.00	35,225.00	0.00	54,405.00	19,180.00	0.00	35,225.00	0.00	54,405.00	45,595.00	0.00	0.00
Representation Expenses	5029903000	100,000.00	0.00	100,000.00	19,180.00	0.00	35,225.00	0.00	54,405.00	19,180.00	0.00	35,225.00	0.00	54,405.00	45,595.00	0.00	0.00
Subscription Expenses	5029907000	10,000.00	0.00	10,000.00	0.00	0.00	7,403.47	0.00	7,403.47	0.00	0.00	7,403.47	0.00	7,403.47	2,596.53	0.00	0.00
Other Subscription Expenses	5029907099	10,000.00	0.00	10,000.00	0.00	0.00	7,403.47	0.00	7,403.47	0.00	0.00	7,403.47	0.00	7,403.47	2,596.53	0.00	0.00
Other Maintenance and Operating Expenses	5029999000	300,000.00	(200,000.00)	100,000.00	35,500.00	14,980.00	41,117.00	0.00	91,597.00	35,500.00	14,980.00	41,117.00	0.00	91,597.00	8,403.00	0.00	0.00
Other Maintenance and Operating Expenses	5029999000	300,000.00	(200,000.00)	100,000.00	35,500.00	14,980.00	41,117.00	0.00	91,597.00	35,500.00	14,980.00	41,117.00	0.00	91,597.00	8,403.00	0.00	0.00
<b>GRAND TOTAL</b>		<b>12,500,000.00</b>	<b>0.00</b>	<b>12,500,000.00</b>	<b>2,645,192.90</b>	<b>1,687,185.23</b>	<b>3,825,524.34</b>	<b>0.00</b>	<b>8,157,902.47</b>	<b>2,645,192.90</b>	<b>1,687,185.23</b>	<b>3,825,524.34</b>	<b>0.00</b>	<b>8,157,902.47</b>	<b>4,342,097.53</b>	<b>0.00</b>	<b>0.00</b>

Certified Correct:  
  
 ERIC O. MALICAD  
 Accountant I

Certified Correct:  
  
 JUENCIO G. DOMINGO  
 AO IV/Budget Officer

Approved:  
  
 RINA D. UBINA, Ph.D.  
 Vocational School Administrator III

Date:

Date:

Date:

This report was generated using the Unified Reporting System on 15/10/2020 09:41 version.FAR2a.1.1 ; Status : SUBMITTED