




As at the Quarter Ending December 31, 2020

Department : Department of Trade and Industry (DTI)
 Agency : Technical Education and Skills Development Authority
 Operating Unit : Aparri School of Arts and Trades
 Organization Code : 22 009 1600007
 Fund Cluster : 05 - Internally Generated Funds

Classification/Sources of Revenue and Other Receipts	UACS CODE	REVENUE TARGET (Annual) per BESF	Actual Revenue and Other Receipts Collections					Cumulative Remittance/Deposits to Date			Variance		Remarks
			1st Quarter Ending March 31	2nd Quarter Ending June 30	3rd Quarter Ending Sept. 30	4th Quarter Ending Dec. 31	Total	Remittance to BTr	Deposited with AGDB	TOTAL	Amount	%	
1	2	3	4	5	6	7	8=[{6+(-)7}-8+9]	9	10	11=(9+10)	12=(8-3)	13=(12/3)	14
Internally Generated Funds		0.00	5,772,119.17	1,392,982.82	1,393,359.68	1,958,746.51	10,517,208.18	0.00	10,517,208.18	10,517,208.18	10,517,208.18	0%	
Revenue Collections		0.00	5,772,119.17	1,392,982.82	1,393,359.68	1,958,746.51	10,517,208.18	0.00	10,517,208.18	10,517,208.18	10,517,208.18	0%	
Cash Revenue		0.00	5,772,119.17	1,392,982.82	1,393,359.68	1,958,746.51	10,517,208.18	0.00	10,517,208.18	10,517,208.18	10,517,208.18	0%	
Not Applicable		0.00	5,772,119.17	1,392,982.82	1,393,359.68	1,958,746.51	10,517,208.18	0.00	10,517,208.18	10,517,208.18	10,517,208.18	0%	
Petty Cash	1010102000	0.00	0.00	0.00	0.00	1,269.75	1,269.75	0.00	1,269.75	1,269.75	1,269.75	0%	
Accounts Receivable	1030101000	0.00	5,067,765.25	997,215.00	0.00	0.00	6,064,980.25	0.00	6,064,980.25	6,064,980.25	6,064,980.25	0%	
Other Receivables	1030599000	0.00	47,337.00	4,083.50	16,408.98	4,904.26	72,733.74	0.00	72,733.74	72,733.74	72,733.74	0%	
Cleanliness Fees	4020104001	0.00	5,590.00	350.00	1,450.00	1,950.00	9,340.00	0.00	9,340.00	9,340.00	9,340.00	0%	
Other Verification and Authentication Fees	4020111099	0.00	470.00	0.00	0.00	60.00	530.00	0.00	530.00	530.00	530.00	0%	
Other School Fees	4020201099	0.00	7,850.00	175.00	350.00	775.00	9,150.00	0.00	9,150.00	9,150.00	9,150.00	0%	
Examination Fees	4020203000	0.00	272,095.00	238,546.00	413,009.00	154,585.00	1,078,235.00	0.00	1,078,235.00	1,078,235.00	1,078,235.00	0%	
Seminar/Training Fees	4020204000	0.00	108,570.00	120,540.00	239,337.50	1,651,102.50	2,119,550.00	0.00	2,119,550.00	2,119,550.00	2,119,550.00	0%	
Rent/Lease Income	4020205000	0.00	0.00	0.00	0.00	0.00	0.00	0.00	0.00	0.00	0.00	0%	
Income from Hostels/Dormitories and other Like facilities	4020213000	0.00	400.00	0.00	0.00	0.00	400.00	0.00	400.00	400.00	400.00	0%	
Interest on NG Deposits	4020221001	0.00	416.92	487.82	0.00	0.00	904.74	0.00	904.74	904.74	904.74	0%	
Other Business Income	4020299099	0.00	2,500.00	31,585.50	0.00	0.00	34,085.50	0.00	34,085.50	34,085.50	34,085.50	0%	
Proceeds from Insurance/Indemnities	4060901000	0.00	0.00	0.00	716,814.78	0.00	716,814.78	0.00	716,814.78	716,814.78	716,814.78	0%	
Miscellaneous Income	4060999000	0.00	259,125.00	0.00	5,989.42	144,100.00	409,214.42	0.00	409,214.42	409,214.42	409,214.42	0%	
TOTAL		0.00	5,772,119.17	1,392,982.82	1,393,359.68	1,958,746.51	10,517,208.18	0.00	10,517,208.18	10,517,208.18	10,517,208.18	0%	

Certified Correct:

 ERICK O. MALICAD
 Accountant I
 Date:

Recommending Approval:

 JUANITO G. DOMINGO
 AO IV/Budget Officer
 Date:

Approved By:

 RENATA D. UBINA, Ph.D.
 Vocational School Administrator III
 Date: