



STATEMENT OF APPROPRIATIONS, ALLOTMENTS, OBLIGATIONS, DISBURSEMENTS AND BALANCES
As of the Quarter Ending March 31, 2019


Department: Other Executive Offices (OEOs)
Agency: Technical Education and Skills Development Authority
Operating Unit: Aparri School of Arts and Trades
Organization Code (UACS): 260411600007
Fund Cluster: 01 - Regular Agency Fund


Authorization: 01 - Current Year Appropriations
Report Status: SUBMITTED

Particulars	UACS CODE	Appropriation				Allotments			Current Year Obligations					Current Year Disbursements				Balances				
		Authorized Appropriation	Adjustments (To)/From, Realignment	Adjusted Appropriations	Allotments Received	Adjustments (Withdrawal, Realignment)	Transfer To	Transfer From	Adjusted Total Allotments	1st Quarter Ending March 31	2nd Quarter Ending June 30	3rd Quarter Ending Sept. 30	4th Quarter Ending Dec. 31	Total	1st Quarter Ending March 31	2nd Quarter Ending June 30	3rd Quarter Ending Sept. 30	4th Quarter Ending Dec. 31	Unreleased Appropriations	Unobligated Allocation	Unpaid Obligations (15-20) = (23+24) Due and Demandable	
I. A. Specific Budget		2	4	5-10-4	6	7	8	9	10=(8+9)	11	12	13	14	15=(11+12+13+14)	16	17	18	19	20=(16-19)	21=(15-10)	23	24
Specific Budgets of National Government Agencies	01101101				25,474,000.00		25,474,000.00		25,474,000.00	25,474,000.00	5,232,755.71	5,232,755.71	5,232,755.71	5,232,755.71	5,232,755.71	5,232,755.71	5,232,755.71	5,232,755.71	5,232,755.71	20,241,244.29		
Operations	3000000000000000				25,474,000.00		25,474,000.00		25,474,000.00	25,474,000.00	5,232,755.71	5,232,755.71	5,232,755.71	5,232,755.71	5,232,755.71	5,232,755.71	5,232,755.71	5,232,755.71	5,232,755.71	20,241,244.29		
DO : Employability increased and/or enhanced	3100000000000000				25,474,000.00		25,474,000.00		25,474,000.00	25,474,000.00	5,232,755.71	5,232,755.71	5,232,755.71	5,232,755.71	5,232,755.71	5,232,755.71	5,232,755.71	5,232,755.71	5,232,755.71	20,241,244.29		
TECHNICAL EDUCATION AND SKILLS DEVELOPMENT PROGRAM	3103000000000000				25,474,000.00		25,474,000.00		25,474,000.00	25,474,000.00	5,232,755.71	5,232,755.71	5,232,755.71	5,232,755.71	5,232,755.71	5,232,755.71	5,232,755.71	5,232,755.71	5,232,755.71	20,241,244.29		
Promotion, Development and Implementation of Quality Technical Education and Skills Development Programs	3103001000010000				25,474,000.00		25,474,000.00		25,474,000.00	25,474,000.00	5,232,755.71	5,232,755.71	5,232,755.71	5,232,755.71	5,232,755.71	5,232,755.71	5,232,755.71	5,232,755.71	5,232,755.71	20,241,244.29		
PS					23,290,000.00		23,290,000.00		23,290,000.00	23,290,000.00	4,486,833.67	4,486,833.67	4,486,833.67	4,486,833.67	4,486,833.67	4,486,833.67	4,486,833.67	4,486,833.67	4,486,833.67	18,803,166.33		
MOOE					2,184,000.00		2,184,000.00		2,184,000.00	2,184,000.00	745,922.04	745,922.04	745,922.04	745,922.04	745,922.04	745,922.04	745,922.04	745,922.04	745,922.04	1,438,077.96		
II. Automatic Appropriations					2,142,000.00		2,142,000.00		2,142,000.00	2,142,000.00	485,230.32	485,230.32	485,230.32	485,230.32	485,230.32	485,230.32	485,230.32	485,230.32	485,230.32	1,656,789.68		
Retirement and Life Insurance Premiums	01104102				2,142,000.00		2,142,000.00		2,142,000.00	2,142,000.00	485,230.32	485,230.32	485,230.32	485,230.32	485,230.32	485,230.32	485,230.32	485,230.32	485,230.32	1,656,789.68		
Operations	3000000000000000				2,142,000.00		2,142,000.00		2,142,000.00	2,142,000.00	485,230.32	485,230.32	485,230.32	485,230.32	485,230.32	485,230.32	485,230.32	485,230.32	485,230.32	1,656,789.68		
OO : Employability increased and/or enhanced	3100000000000000				2,142,000.00		2,142,000.00		2,142,000.00	2,142,000.00	485,230.32	485,230.32	485,230.32	485,230.32	485,230.32	485,230.32	485,230.32	485,230.32	485,230.32	1,656,789.68		
TECHNICAL EDUCATION AND SKILLS DEVELOPMENT PROGRAM	3103000000000000				2,142,000.00		2,142,000.00		2,142,000.00	2,142,000.00	485,230.32	485,230.32	485,230.32	485,230.32	485,230.32	485,230.32	485,230.32	485,230.32	485,230.32	1,656,789.68		
Promotion, Development and Implementation of Quality Technical Education and Skills Development Programs	3103001000010000				2,142,000.00		2,142,000.00		2,142,000.00	2,142,000.00	485,230.32	485,230.32	485,230.32	485,230.32	485,230.32	485,230.32	485,230.32	485,230.32	485,230.32	1,656,789.68		
PS					2,142,000.00		2,142,000.00		2,142,000.00	2,142,000.00	485,230.32	485,230.32	485,230.32	485,230.32	485,230.32	485,230.32	485,230.32	485,230.32	485,230.32	1,656,789.68		
Sub-Total, Automatic Appropriations					2,142,000.00		2,142,000.00		2,142,000.00	2,142,000.00	485,230.32	485,230.32	485,230.32	485,230.32	485,230.32	485,230.32	485,230.32	485,230.32	485,230.32	1,656,789.68		
PS					2,142,000.00		2,142,000.00		2,142,000.00	2,142,000.00	485,230.32	485,230.32	485,230.32	485,230.32	485,230.32	485,230.32	485,230.32	485,230.32	485,230.32	1,656,789.68		
III. Special Purpose Fund					27,616,000.00		27,616,000.00		27,616,000.00	27,616,000.00	5,717,986.03	5,717,986.03	5,717,986.03	5,717,986.03	5,717,986.03	5,717,986.03	5,717,986.03	5,717,986.03	5,717,986.03	21,898,013.97		
GRAND TOTAL					25,432,000.00		25,432,000.00		25,432,000.00	25,432,000.00	4,972,063.99	4,972,063.99	4,972,063.99	4,972,063.99	4,972,063.99	4,972,063.99	4,972,063.99	4,972,063.99	4,972,063.99	20,459,936.01		
PS					2,184,000.00		2,184,000.00		2,184,000.00	2,184,000.00	745,922.04	745,922.04	745,922.04	745,922.04	745,922.04	745,922.04	745,922.04	745,922.04	745,922.04	1,438,077.96		
MOOE					2,142,000.00		2,142,000.00		2,142,000.00	2,142,000.00	485,230.32	485,230.32	485,230.32	485,230.32	485,230.32	485,230.32	485,230.32	485,230.32	485,230.32	1,656,789.68		

Certified Correct: 
ROLANDO Q. QUERAL
Budget Officer
Date: 27/May/2019

Certified Correct: 
ERICK Q. MALICAD
Chief Accountant
Date:

Recommended By: 
JUANITO G. DOMINGO
Director, FMS
Date: 27/May/2019

Approved By: 
RENATO D. UBINA
Agency Head/Department
Date: 27/May/2019